



100 YEARS OF SCOUTING

Celebrating the Adventure ★ Continuing the Journey



Sinclair Sailings

MARCH/APRIL 2010

100 th Anniversary Advancement	9
And Merit Badges	9-10
1 st Aid In The Know	4
11 Year Old Scout Camp	6
4 Sale	4
Adult Awards	12- 13
Calendar	10, 11
Camping, Hinking Hint #6	2
Camporee	8
Cub/WEBELOS Scout Day Camp	3
Cub Scout Marble Tournament	5
Cub Scout Pack 4499	4
Cub Scout Pinewood Derby	3
Cub Scout Resident Camp	6
Don't mess with the Cook	4
Eagles	1
Editors Note	8-9
FOS	1
Mom & Me Camp	6
Philmont registration	14
Phone nos. e-mails web sites	11, 12
Scout Displays	4
Silver Beaver	12
Tiger Cub Den Leader Award	13
Training	10, 11
Troop 1523	1
Troop 1532 Court of Honor	7, 14-15
Volunteer Vacations (Nat'l. Trails)	3

Sailings e-mail. We all wish any of the young men who have had their Eagle Board of Reviews in January and February a big CONGRATULATIONS.

The following was sent to me in February.

In Troop 1523 we had a Dillon Krammer pass his Eagle board on Sept. 22, 2009 and He had his Eagle court on Jan. 16, 2010 at Adventures Of Faith Church in Port Orchard. His former Cub Master, Ken Jensen was the Master of ceremonies. The youth choir performed and many of his former leaders, teachers, sports team coaches and Pastor and family reflected on his contributions to the community. He had the band director from South Kitsap high school give wonderful speech on Dillon's leadership and dedication to the band. His project was a elevated walkway at KBH Archers range on the old Belfair highway.

We also had a court of Honor on Jan. 26 2010 at which time the boys earned many merit badges and several advanced in rank. Our troop now has 6 boys that are life scout and are nearing enough badges for Eagle.

By Bruce Quaintance



On February 10, 2010 the annual

Friends of Scouting Breakfast was held at the Admiral Theater in beautiful downtown Bremerton.

The monies raised from Friends of Scouting go for the upkeep of our camps, keeping our Scout Shop open here in Bremerton so we don't have to make the trip to Seattle if we need badges, patches, uniforms, books, etc., and a slew of other things that we never think about someone having to pay for.



Mr. Fife was not at the District meeting to turn in a report and has not sent in a list to the Sinclair

CAMPING, HIKING HINT #6

I had something else in mind for this month but with all the Dutch oven cooking my family did in the snow, I decided maybe this would be a better article for your newsletter.

Regulating cooking temperature is by far the hardest thing to master when learning to cook in a Dutch oven.

First and foremost, always use high quality briquettes. I like Kingsford charcoal. Kingsford is packed tighter than most other brands so it won't pop and spit, and it tends to burn longer than other brands. Avoid using "Match Light" charcoal as it burns hot so it doesn't last as long. Kingsford charcoal will generate good heat for about an hour. For recipes that take more than an hour to cook, after an hour remove the remaining briquettes and ash from the oven and replenish them with new briquettes. Because the Dutch oven is already hot, you will not need as many briquettes as when you started cooking. I usually remove 2-3 briquettes from the top and bottom the first time I replenish them.

The general rule of thumb to produce about a 350° heat is to take the size of the Dutch oven in inches, double the number, and use that many total briquettes. So, for a 12" oven you would use 24 briquettes, for a 14" oven you would use 28 briquettes, etc.. Remember this is just a rule of thumb and does not work for all makes of ovens! This rule for instance does not work when cooking with MACA deep Dutch ovens because they are much deeper and they are manufactured with more metal.

Generally speaking each briquette will produce about 10° - 15° F. worth of heat on a moderately warm day with no wind. However, do not use these numbers to try and formulate how many briquettes you should use to generate internal oven temperatures. Instead, use the general rule of thumb to calculate the number of briquettes to reach 350° F. and then add or subtract briquettes to reach the temperature you desire. Why shouldn't you use the heat values to determine temperature? The answer is, other factors such as the amount of metal used to manufacture the oven, the size of the oven (volume), and the amount of free airspace inside the oven affect the final internal temperature the oven will reach when using a set number of briquettes. The more metal, volume of food, and internal air space you have to heat up, the more heat will be required to bring your oven to the desired temperature.

Other factors such as ambient air temperature, humidity, altitude, and wind all influence how much heat is generated by burning briquettes. Cool air temperatures, high altitudes, shade, and high humidity will decrease the amount of heat generated by briquettes. Hot air temperatures, low altitude, direct sunlight, and wind will increase the amount of heat generated by briquettes. Also note that in windy conditions briquettes will burn faster due to the increased air flow around them, so they will not last as long.

Heat placement around the Dutch oven is crucial to yield the best cooking results. Briquettes placed under the oven

should be arranged in a circular pattern no less than 1/2" from the outside edge of the oven. Briquettes placed on the lid should be spread out in a checkerboard pattern. Try to avoid bunching the briquettes as this causes hot spots.



The number one question I am asked is "How many briquettes should I put on the lid and how many should go underneath the oven?". The answer is "It depends on what you are cooking".

For food you wish to simmer such as soups, stews, and chili's; place 1/3 of the total briquettes on the lid and 2/3 under the oven.

For food you wish to bake such as breads and rolls, biscuits, cakes, pies and cobblers (rising); place 2/3 of the total briquettes on the lid and 1/3 underneath the oven.

For food you wish to roast such as meats, poultry, casseroles, quiche, vegetables, and cobblers (non-rising); use an even distribution of briquettes on the lid and underneath the oven.

The golden rule of Dutch oven cooking is "go easy with the heat". If the oven isn't hot enough you can always add more briquettes, but once food is burned, it's burned.

By the way folks, I cheated this month and got this from: Byron's Dutch Oven Cooking Tips & Techniques

Servings Per Dutch Oven- These are approximate as some people can eat more than others but they do serve as an aid:

Oven Size	Persons Served
8"	1-2
10"	4-7
12"	12-14
12"deep	16-20
14"	16-20
14"deep	22-28

Here are some guides I go by for baking, just reverse these numbers for soups and stews:

Oven top /bottom	Temp:	325°	350°	375°	400°	425°	450°
Oven size:							
8"		10/5	11/5	11/6	12/6	13/6	14/6
10"		13/6	14/7	16/7	17/8	18/9	19/10
12"		16/7	17/8	18/9	19/10	21/10	22/11
14"		20/10	21/11	22/12	24/12	25/13	26/14

For deep ovens, you will want to add an extra briquette or two to the top and bottom.

Here's wishing you many happy Dutch oven cooking days ahead.

Volunteer Vacations

Experience trails in a new way on a Volunteer Vacation. Join American Hiking Society for a week of building and maintaining trails in exciting and diverse locations across the country. Bring only your camping gear and a willingness to get dirty. They provide the rest. Our nation's trails need your help. Go on a Volunteer Vacation today!

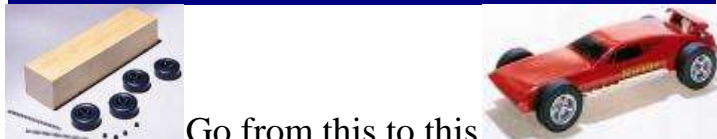
I just happened to come across this web site last month so had to check it out. Unfortunately all slots were full for 2010 in Washington. This is a great way to meet new people, make some long lasting friends and help preserve National Trails.

The National Trails Day information may be found on the second link here.

<http://www.americanhiking.org/Get-Involved/Volunteer-Vacations/>

http://www.americanhiking.org/uploadedFiles/Events/National_Trails_Day/National%20Trails%20Day_2010.pdf

CUB SCOUT PINWOOD DERBY



Go from this to this

There are two excellent books that I have found for designs with full patterns and color photos showing step by step how to build a winning car.

Pinewood Derby Speed Secrets

Design and Build the Ultimate Car

By David Meade

Pinewood Derby Designs & Patterns

The Ultimate Guide to Creating the Coolest Car

By Troy Thorne

I purchased my copies in the gift shop of the Tillamook Cheese Factory in OR. These are Officially Licensed Products of BSA. I have not seen these two books in the Scout Shop but does not say they cannot get them for you. My copies were \$12.05 each but I bought them about four years ago so prices may have gone up. These are great books for a Pack to have in their library.

For more information on the District Pinewood Derby, please attend Roundtables.

Cub Scouts Regulations:

Weight of Car: Car may weigh no more than five (5) ounces (total weight) as determined on the official scales during race day check-in.

Width of Car: Car cannot be more than 2½ inches wide.

Length of Car: Car cannot be more than seven (7) inches long.

Height of Car: Car shall not be taller than three (3) inches in height.

Wheels and Axles: The car shall roll on four (4) wheels. The wheels shall turn about the axle nails. The axle nails shall be firmly affixed to the wood of the car body. Wheel treatment (hub and tread smoothing and polishing) may not result in substantial removal of mass nor in reducing the tread (track contact) width from the original wheels. You can polish the axles. You may lightly sand the wheels to remove the molding seam on the tread. No other wheel changes are allowed. You may not use hubcaps, washers, inserts, sleeves, bearings, or bushings.

While the kids aren't wearing Cub Scout Uniforms, Subaru has a commercial that features a Pinewood Derby Race.

<http://www.scoutingnews.org/2009/02/18/subaru-forester-pinewood-derby-commercial/>

WEBELOS and CUB SCOUT DAY CAMPS

Camp dates are:

July 12-16 Webelos

July 19-23 Cub Scouts

The theme for this year's camps is Cub Scouts Blast off

It will again be held at Van Zee Park in Port Orchard.



CUB SCOUTS BLAST OFF



As you may have noted, Day Camps this year are a five (5) day camp, not the four (4) that have taken place in the past.

Please remember that many of the people who put on these day camps have given up their family vacation time so that your son can attend these camps. Please support them in any way you can. If you cannot be there as a Den Guide or Station Staff, do you know a relative or friend who would be good working with these youth. Without a full Staff or requirements met for Den Guides, your son may not be allowed to go to camp.

4 \$ALE

Does your unit have any item they want to sell or trade? This is a FREE listing for you. Don't pass up anything that is FREE.



By Mary Frank



Queets Valley Shepherd's Pie (photo: Justin Bailie)

- 1 7-ounce package baked tofu (any savory flavor)
- 1 4-ounce package Idahoan brand Buttery Home-style mashed potatoes
- 1 packet powdered mushroom sauce (such as Simply Organic)
- 1/2 cup dried mushrooms
- 1/4 cup dried mixed vegetables
- 1/2 teaspoon vegetable bouillon
- 1/4 teaspoon dried sage
- 1/2 teaspoon dried thyme
- 1 teaspoon olive oil
- Salt and pepper to taste

At Home

Combine the vegetables, sage, thyme, and bouillon in a quart-size zip-top bag. Label "Add one cup water." Place potatoes in a second quart-size zip-top bag; label "Add two cups water." Transfer oil to a spill proof container.

In Camp

Bring three cups of water to a boil. Dice the tofu. Add two cups of hot water to the potato bag and one cup to the vegetable bag. Close both bags; squish the potatoes to mix. Set both bags aside (in a freezer bag cozy, if you have one) to rehydrate. Heat oil in a pot and sauté tofu for two minutes. Remove from heat and add vegetables (do not drain). Add mushroom sauce and stir until mixture thickens slightly. Top with mashed potatoes. Serves three.

1st AID IN THE KNOW

I found this great site, Backpacker Magazine, while messing around on the ol' PC. This shows some great photos/videos that you may want to check out.

In the next issues I will be including some of Buck Tilton's First Aid Helps that can be found here.

BACKPACKER First Aid Center

From splinting a broken leg to duct taping a bloody wound, the BACKPACKER First Aid Center is an invaluable resource for backcountry first aid.

The Ultimate First-Aid Manual

Treating injuries miles from the ER is an essential skill. But don't pack a medical text: Instead, learn what really matters. Wilderness Medicine Institute cofounder Buck Tilton boils down a lifetime's worth of experience into 62 tips every hiker should know. Read it, save it—and go forth to save lives.



<http://www.backpacker.com/november-09-the-ultimate-first-aid-manual/skills/13607>

<http://www.backpacker.com/backpacker-first-aid-center/skills/13363>

CUB SCOUT PACK 4499

Pack 4499's Den leader Darcy McPearson, did a meeting on famous Americans and had all the boys do a report on their favorite. After the report they had to pick out the famous people by doing a simple quiz. They were then treated to an ice cream Sunday for recruiting 2 new members. The pack now has 7 boys!

By Bruce Quaintance

SCOUT DISPLAYS

I will be doing a Scout display at Burley Glenwood grade school the last week of Feb. I will be using the same memorabilia that was in last month's Scouting magazine. Don't forget about the display at the Kitsap Historical museum starting this February 12, 2010 and running to July.

By Bruce Quaintance

See things from the boy's point of view. ~ ~ Robert Baden-Powell



CUB SCOUT MARBLE TOURNAMENT

Jerry Smith of the Elk's Club is the Marble Shoot Coordinator. On January 30th the 34th Elks Annual Cub Scout Marble Tournament was held. Boys on their knees, tongues were cocked to one side, brows were damp, knuckles down on the carpet and one eye closed as they were shooting for all they were worth, going for top winner.

And winners we did have. You can tell that some of these boys have been working hard at getting the shooter to go where it should.

A larger crowd turned out this year than in years past. We had 49 shooters and about 125 parents, siblings and supporters from the Packs.

Sinclair District had 27 boys show up to challenge the rest.

If you have never attended one of these events, it might be something you put on your calendar for next year to just go to and observe. There were young Tiger Scouts there to cheer on a brother or Pack member. This gave them something to "shoot" for next year.

One Den Leader was telling a parent that they hold regular tournaments in their Pack throughout the year in preparation for this event.

Winners were:

WOLF

- 1ST Spencer M.. Pack 561
- 2ND Erik S. Pack 505
- 3RD Eric Z. Pack 523

BEAR

- 1ST Jacob W. Pack 555
- 2ND Tristan S. Pack 444
- 3RD Mason S. Pack 526

WEBELOS I

- 1ST Connor C. Pack 555
- 2ND Jonah H. Pack 560
- 3RD Matt L. Pack 540

WEBELOS II

- 1ST Billy K. Pack 544
- 2ND Dean H. Pack 552
- 3RD Alex C. Pack 532

Registration was taken care of by Sinclair District, Carolyn Niemi and Dianna Fife. Certificates and awards from Orca and Sinclair Districts were handled by Orca's Harry Boyd. Check out was done by Harry, Carolyn and Dianna. Orca's Diane Jones once again made and provided the bags for the marbles that Mr. Boyd buys for each boy that they get along

with the certificates. Thanks to these volunteers who gave up their time so the boys would not go home empty handed.

February 4th was the presentation of the top three winners at the Elk's Club on Pine Rd in Bremerton.

The Elk's sponsor different events throughout the year. You can check out what they offer at:

bpoel181.org

elks.org

waelks.org



WEBELOS

ARE YOU LOOKING FOR A TROOP?

Have your parent(s) or Den Leader attend Roundtables and talk with Scoutmasters from troops to locate ones you may want to visit. You can talk with Pat Pavlicek, the District Membership chair or visit with DE Sean Neal.

11 YEAR OLD SCOUT CAMP

11 Year old Scout Camp at Camp Pigott is July 2-3. This is an exciting opportunity for fathers to spend special time with their sons. Dads are welcome work with their own son and other boys in the patrol.

Fees are due by June 21, 2010

Fees are \$50 per person – youth or adult

Activities:

- Swimming
- Crafts
- Campfire
- Completions
- Advancements
- Camp Tour
- Rifle Range
- Archery Range
- Conservation
- Basketry
- Leatherwork
- Fishing

For forms and a list of things you need to bring, please pick up forms at the Bremerton Scout Shop or at Roundtables.

For more information, contact the camping department:
(206) 725-0361 or campingdept@seattlebsa.org.

MOM & ME CAMP

Camp Sheppard is the location of Mom and Me Camp. This is a wonderful experience at a premier camp specifically designed to build confidence and outdoor skills in a fun and safe environment.

Camp Sheppard is located in the foothills of Mt. Rainier.

This is a camp for Webelos, Wolf and Bear Scouts and their mom and son.

Camp Sheppard has comfortable heated cabins, central restrooms, showers and a lodge for meals.

Dates:

April	24-25		
May	1-2	15-16	22-23
June	5-6	12-13	
Sept.	11-12	18-19	25-26

Fees are due 30 days prior to camp. Early registration gives a better chance of reserving a spot.

Fees are \$100 for a mother and son pair.

For forms and a list of things you need to bring, please pick up forms at the Bremerton Scout Shop or at Roundtables.

For more information, contact the camping department:
(206) 725-0361 or campingdept@seattlebsa.org.

CAMP BRINKLEY

CUB SCOUT

RESIDENT CAMP

CAMP OUTBACK ADVENTURE

Here is another great camp for Cub Scouts and Webelos to attend. They must come with enough leaders/parents to meet the leadership requirements of the Boy Scouts of America. Most of the time, this is a Den or Pack activity. No Tiger Cubs or siblings are to come to this camp.

The camp is four days up in Chief Seattle's camp Brinkley. Sleeping arrangements are in either tents with wooden floors or in Adirondacks on wooden bunks. The bathrooms are "rustic" and a central shower house for everyone's use with separate shower facilities for female leaders/parents.

Food is prepared by the staff and served in the dining hall three times a day.

The camp staff conducts the programs but parents are responsible for supervision of the Scouts.

Dates:

July 8-11	July 15-18	July 22-25	July 29-Aug 1
Aug 5-8	Aug 12-15	Aug 19-22	
Fees are	\$170 per Cub/Webelos \$ 90 per leader/Parent/Den Chief		

For more information about the camp and when fees are due to the Council office, please pick up a flier at the Scout Shop or by contacting the camping department:

(206) 725-0361 or campingdept@seattlebsa.org.

For program questions: campbrinkley@earthlink.net



Will You

be OA tapped out at Camporee?

TROOP 1532

COURT OF HONOR

Troop 1532 held a Court of Honor on February 25th at the Port Orchard 1st Christian Church. A pot luck proceeded the presentation of Merit Badges.

It was a busy few months! We had 52 merit badges earned by 15 boys (thanks in part to the ORCA District and Sinclair District merit badge clinics). One of our Scouts (David) earned the new SCUBA badge. This required getting PADI certified. Another (Alex L) earned Public Health, a rare badge that fewer than 1,500 Scouts in the whole USA earned last year.

Two new Scouts joined us; three Scouts earned Tenderfoot; two Scouts earned Second Class; six were promoted to First Class; our SPL made Star; and our lone Eagle Scout earned his Silver Palm.

The 100th Anniversary ribbon program got off to a great start with two Scouts earning the black Leadership ribbon, another two earning the red Community Service ribbon, four earning the yellow Character ribbon, and eight Scouts fulfilling the requirements for Achievement -- this in a troop of 26. None has yet earned the green Outdoors ribbon, but they are working diligently on it.

Troop 1532 started with eight boys a year and a half ago; it's chartered by First Christian Church of Port Orchard. It is a decidedly Christian, predominantly-homeschooled troop.

The FOS presentation was given by Sean Neal

Approximately 60 people were in attendance to see these fine young men receive awards they have earned over the last few months.

Congratulations to all of them.



More photos are at the end of the newsletter



BUSY BEE

CAMPOREE

Camporee will be held Friday May 7th through May 8th so Moms can be with their family on Mother's Day.

There are 20 games planned for Saturday. One (1) adult from each troop attending is needed to assist with staffing. Games are designed to be an average of ½ hour including transit time. Most of the games are Webelos appropriate.

There will be a campfire program so Units should come prepared with something to do for it. This will be part of the Units Score.

Friday May 7th	4-7 PM	Check-in
	8-10 PM	Opening Campfire
	11 PM	Lights OUT
Saturday May 8th	7-8:30 AM	Wakeup/Breakfast
	8:30-11:30	Games
	11:30-1 PM	Lunch
	1-5 PM	Games
	5-7 PM	Dinner/Breakdown
	7-8 PM	Awards Campfire
	8-9 PM	Checkout

GAMES

Orienteering	Pirate Booty find	Frisbee Golf
Plant ID	Hike	Human Load
Emergency Shelter	Build	Blindfolded Square
Diminishing Load		Height Alignment
Bowline Stroll		Lost Paddle Save 1 knot and lash
Ring the Bell	String burn	Conserve & Observe
Wood cookie cutting		My Tree
Rapid Transit		Fahrenheit 212
Which Way do We Go		Guesstimate
Lost Paddle Save 2		
Stick it to "EM"		

Directions to get to Zions Camp

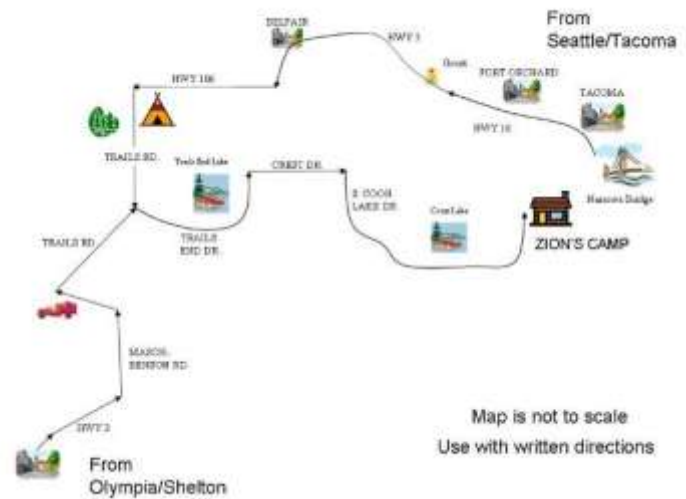
TACOMA WASHINGTON

- Take Hwy 16, use the Bremerton exit. (Go over the Narrows Bridge.)
- Follow Hwy 16 past Port Orchard exits. Get into the left lane for Shelton-Belfair.
- Sign reads **HIGHWAY 3 SOUTH, SHELTON-BELFAIR**. Exit left at the stop light (Hwy 3).
- Follow Hwy 3 through Belfair (approx. 8-9 miles).

- At the signal, turn right toward Union (Hwy 106).
- Follow Hwy 106 approximately 4 miles.
- Turn left on E. Trails Road.
- Go up the hill approximately 2 miles.
- Turn left on Trails End Drive.
- Stay to the right on Trails End Drive. Go to Crest Drive.
- Turn right on Crest Drive.
- Continue on Crest Drive to Coon Drive.
- Take the right road (Coon Drive South) around the end of Coon Lake.
- Follow signs to end of road.

OLYMPIA WASHINGTON

- Take Hwy 101 north toward Shelton.
- Take Hwy 3 north toward Allyn/Belfair/Bremerton.(Be careful as you go through Shelton, Route 3 takes a sharp right in the middle of town.)
- After Shelton look for mile-post 14. After passing mile-post 14, turn left on Mason-Benson Road.
- Turn right on E. Trails Road (Fire Station on the right).
- Go approximately 2.7 miles to Trails End Drive.
- Turn right on Trails End Drive.
- Stay to the right on Trails End Drive. Go to Crest Drive.
- Turn right on Crest Drive
- Continue on Crest Drive to Coon Drive.
- Turn right (Coon Drive South) and follow the road around the end of Coon Lake.
- Follow signs to end of road.



EDITORS NOTE:

It came to my attention the other day while attending the Cub Scout Marble shoot that this may be a great place to let

Troops publish what they are going to do that Webelos II could be invited to. Troop 1512 had a flier on a table, showing some of the things they have done.

So if you have any outing that you want Webelos to attend, please send the information to:

sinclairnews@yahoo.com.

Give the Packs a heads up well in advance so they can get it on their calendars. I will continue to publish this in each issue until the event is past. FREE advertising for your Troop.

As always, if you send your name and e-mail address to sinclairnews@yahoo.com with a SUBJECT of ADD MY NAME, I will send you the direct mailing of the newsletter to you. You will not have to check it out via the Totem. I hope that you all are getting the Totem and reading it as there is information listed in it that I do not put in here. Each time the Sinclair Sailing is read via the Totem, it gets a count. Even if you have read it sent from me, please do click on it to give us a count of the number of people who are reading it.

I found the following information on the new Merit Badges and Centennial Rank Advancement Badges. I have been checking almost daily to see if this information is up to date. I've copied and pasted here what I found along with the site it came from.

For the next several months I will be posting awards that Adult Leaders can earn. Be sure to check them out each month.

April 8th is the deadline for turning in names and write-ups for awards to be presented at the Annual Adult Recognition. On the 8th, after the Scout Shop is closed the awards committee will meet and pick the persons who will receive District Award of Merit, Unit Scouters and Extra Mile awards. The committee can't do its job without names and why that person should receive the award.

As you will note on the following two articles I have listed the web site I obtained the information from. If you have any questions about these, I am sure you can ask our DE, Sean Neal. He is at most Roundtable meetings. His e-mail address is listed here.



2010 Centennial Rank Advancement Badges

Posted on 27 January 2010 by Dan

<http://www.scoutingnews.org/2010/01/27/2010-centennial-rank/>

The National Council has announced that all rank patches for Cub Scouts and Boy Scouts for 2010 will feature special designs. The patches called the '2010 Centennial Rank Advancement Badges' feature 2010, Boy Scouts of America, and the rank in text.

View the designs of the 2010 Centennial Rank Advancement Badges (pdf).

The 2010 Centennial Rank Advancement Badges should be available in Scout Shops by the beginning of February. Make sure you honor your Scout's rank advancement with these 100th anniversary rank badges.

New Merit Badges for 2009 & 2010

Posted on 13 August 2009 by Editor

<http://www.scoutingnews.org/2009/08/13/new-merit-badges/>

The National Council has been putting out the word to Councils about some new Merit Badges coming soon! Rumors of the majority of these being in developed starting surfacing back in March, but now they have been approved. So far we've heard about the following merit badges:

- **Robotics** merit badge approved. Requirements under development. Debut expected spring 2010.
- **GPS/GIS** merit badge approved. Requirements under development. Debut expected early 2010.
- **Scouting Heritage** merit badge has been approved. Requirements under development. Debut expected later this year
- **Scuba** merit badge has been approved. Requirements under development. Debut expected late this year.



Historic Merit Badge Program on Hold

Posted on 02 February 2010

by Dan

<http://www.scoutingnews.org/2010/02/02/historic-mb-on-hold/>

According to the good folks over at U.S. Scouting Service Project News Blog, the [historic Merit Badge program is on hold](#). There had been a few rumors about the program happening, but it looked like everything was in the bag

when the [Scouting Magazine blog introduced the program](#) on Jan 12, 2010. Turns out that is not the case.

In case you missed one of the many posts (*Scouting News had yet to cover the program, as something just didn't feel right about how it was being announced*) that were made about the Historic Merit Badge Program the concept was, for one year, to bring back four historical merit badges. The badges selected were reported to be: Signaling, Tracking, Pathfinding, and Carpentry.

It is my understanding the program will still happen, however the details about the requirements and the back-end details with the Supply Group are still being worked out. Hopefully the details are finalized soon so summer camps can incorporate the historic badges into their offerings!

District/ Council Local Calendar

Please visit seattlebsa.org home page OR you can go to this link and check out our District Page: <http://www.KitsapScouts.com>

2010

NEW BSA HEALTH FORMS REQUIRED FOR EVERYONE

ORDER OF ARROW WINTER CAMP STAFF
Camp Sheppard January 1st – March 31st

March

Scouting For Food Month

- 4 District Meeting
- 11 Roundtables
Day Camp info
Food Drives
- 14 Daylight Savings Time Begins
- 17 St. Patrick's Day
- 27 Commissioner Convention
- 28 Palm Sunday
- 30 First Day of Passover
- 31 Annual Meeting & Silver Beaver Recognition
(Check School Calendars for Spring Break dates)

April

- 1 District meeting
- 2 Good Friday
- 4 Easter Sunday
- 8 Roundtables – Spring Recruiting
- 9-11 Order of Arrow Ordeal weekend
Camp Brinkley
Ordeal, Brotherhood Ceremony,

Fellowship

- 23-25 Order of Arrow Section W-1 N Conclave
Camp Hahobas
Training, Inspiration, Fellowship
[Http://www.sectionw1n.org](http://www.sectionw1n.org)

- 24 District Pinewood Derby
- 24-25 Mom and Me Camp
- 30 Venturing Crew Advisor training

May

- 1-2 Mom and Me Camp
- 6 Volunteer Recognition Dinner @ 7PM
- 8 VE Day*
- 7-8 Camporee – Zions Camp
- 9 Mother's Day
- 13 Roundtables
- 15 Armed Forces Day *
- 15-16 Mom and Me Camp
- 21-23 Order of Arrow Ordeal weekend
Camp Pigott
Ordeal, Brotherhood Ceremony,

Fellowship

- 22-23 Mom and Me Camp
- 22 Maritime Day
- 31 Memorial Day *

June

- 3 District Annual Meeting
- 4-6 Order of Arrow weekend
Camp Parsons
Ordeal, Brotherhood Ceremony,
Fellowship
- 5-6 Mom and Me Camp
- 6 D Day *
- 10 Roundtables: Unit annual planning
- 12-13 Mom and Me Camp
- 14 Flag Day *
- 18-19 Order of Arrow Spring Fellowship
Camp Pigott
Fellowship, Lodge Officer Elections
- 20 Father's Day

July

Fathoms of Fun Port Orchard Whaling Days Silverdale

- 1 District meeting
- 2-3 11 Year Old Camp
- 4 Independence Day*
- 8 Roundtables
- 8-11 Camp Outback Adventure
- 13-16 Day Camp
- 15-18 Camp Outback Adventure
- 20-23 Day Camp
- 22-25 Camp Outback Adventure
- 27 National Korean War Veterans Armistice Day*
- 29- Aug 1 Camp Outback Adventure

August

- 5 District meeting
- 5-8 Camp Outback Adventure
- 12 Roundtables (picnic?)
- 12-15 Camp Outback Adventure

19-22 Camp Outback Adventure
 27-29 Order of Arrow Lodge Leadership Development
 Retreat
 Camp Sheppard
 Training, Annual planning, Service



**PHONE Nos. E-MAILS,
 AND WEB SITES**

September

2 District meeting
 VJ Day*
 9 Roundtables
 First Day of Rosh Hashanah
 10-12 Order of Arrow Ordeal weekend
 Camp Pigott
 Ordeal, Brotherhood Ceremony,

Fellowship

11-12 Mom and Me Camp
 11 Patriot Day *
 12 Grandparents Day
 17 POW/MIA Recognition Day*
 18-19 Mom and Me Camp
 18 Yom Kippur
 MOM, DAD DO I HAVE TO GO BACK TO

SCHOOL?

YES! THE KIDS ARE BACK IN SCHOOL. ☺
 GREAT RECRUITING TIME

25-26 Mom and Me Camp

October

7 District meeting
 11 Columbus Day*
 14 Roundtables
 31 Halloween

November

2 Election Day
 4 District meeting
 7 Daylight Savings Time Ends
 11 Veterans Day*
 Roundtables
 25 Thanksgiving

December

2 District meeting
 First Day of Hanukkah
 7 Pearl Harbor Day*
 9 Roundtables
 25 Christmas
 31 New Years Eve

* These are dates you should fly the American Flag.
 You can fly Old Glory any day of the week.
 Remember that if you have it out at night, it needs to
 have a light shining on it.

District Executive	Sean Neal
sneal@seattlebsa.org	
District Chairman	Kurt Wiest
kgwiest@aol.com	
Vice Chair-Program	Mikel Anderson
andersonmikel@comcast.net	
Vice Chair-Scoutreach	open
Are you interested or know someone who might be?	
District Commissioner	Bone Boner
bone_ified@hotmail.com	
Activities	Carolyn Niemi
eagle5735@aol.com	373-7057
ADC Cub Scouts	Judy Kerman
yesmabear@yahoo.com	
Advancement	Dick Fife
Finance	Margo Curley
tomcurley@silverlink.net	
Camping	Lope Jones
Membership	Pat Pavlicek
tawny2patp@yahoo.com	
Merit Badge Counselors	Deron Smith
Order of Arrow	Craig Proper
Popcorn Sales	Brian Lightbody
Roundtables	Joan Homeyer
Sinclair Sailings Newsletter	Dianna Fife
sinclairnews@yahoo.com	
Training	Michael Geiser???
Venturing	Paul Noel
Webpage	Dave Richman
Chief Seattle Council	www.seattlebsa.org
National Council	http://www.scouting.org
OA website	TKopeKwiskwis.org
100 Years of Scouting	
ww2.scouting.org/100years/100years/AYearOfCelebration	
Merit Badge	Meritbadge.org
US Scouting Service	USScouts.org
Online training	hhtt://olc.scouting.org
Uniforms, etc.	Scoutstuff.org
Philmont Camp	
http://www.scouting.org/filestore/pdf/philmont/2011PhilmontRegistrationPkt.pdf	
Internet Scout store and information	
http://www.scoutingnews.org/2009/08/13/new-merit-badges/	
Scouting Magazine	http://www.scoutingmagazine.org
Forms	http://www.scouting.org/forms
Lots of info	http://www.usscouts.org
On line Leader training	http://olc.scouting.org
Virtual Roundtable	http://smith.com/rt.html

Virtual Leader handbook
<http://www.geocities.com/cybercubber>
<http://www.geocities.com/cybercubber/requirements.html>

Other links of interest

Monterey Bay Aquarium
www.montereybayaquarium.org and www.mbari.org

If you are into sea life, try these two sites for live webcams.

Kitsap Peninsula Visitor & Convention Bureau

visitkitsap.com voice: 360-297-8200

web: <http://www.visitkitsap.com>

http://visitkitsap.com/Museums_Kitsap.aspx

<http://www.sportskitsap.com/sports/>

<http://visitkitsap.com/default.aspx?ID=49>

Bremerton Main Stream Assoc

bremertonmsa.org and blackberryfestival.org

Washington places of interest links

Thingstodo.com/state/ (List the state you are interested in)

www.worldkitemuseum.com

Great craft site <http://www.dltk-kids.com>

Folk song words & music

<http://www.ibiblio.org/jimmy/folkden-wp/?p=6945>

Games <http://www.inquiry.net/outdoor>

Food: Keep or Toss it <http://stilltasty.com/>

Arbor Day Trees www.arborday.org/partnerships/bsa

B&W BSA Clips

<http://www.agentz.com/scouts/pixlinks.html>

Travel ideas RoadsideAmerica.com

<http://www.backpacker.com/november-09-the-ultimate-first-aid-manual/skills/13607>

<http://www.backpacker.com/backpacker-first-aid-center/skills/13363>

<http://www.americanhiking.org/Get-Involved/Volunteer-Vacations/>

http://www.americanhiking.org/uploadedFiles/Events/National_Trails_Day/National%20Trails%20Day_2010.pdf

Washington Renaissance Fantasy Faire

www.washingtonrenfaire.com

Elk's sites: bpoe1181.org elks.org waelks.org

Internet Sites for Kids

<http://www.kids.gov>

<http://www.kidsdigreed.com>

<http://www.funschool.com>

<http://www.freecoloringpages.com>

<http://www.familyplay.com/>

<http://www.sparky.org>

Oregon links

www.traveloregon.com

Food Bank Locations

South Kitsap Helpline

351 Bay St.

Port Orchard 876-4089

Salvation Army

832 6th St.

Bremerton 373-5550

Bremerton Foodline

1600 12th St.

Bremerton 479-6188

St. Vincent de Paul

1137 N Callow

Bremerton 479-7017


North Mason Food Bank

22471 Hwy 3

Belfair 275-4615

I have a face, yet no senses.

Time is of the essence, but I don't really care.



SILVER BEAVER



Sinclair **D**istrict is proud to announce the recipient of the Silver Beaver Award for 2009 goes to Richard Leaprot.

Annual Meeting & Silver Beaver Recognition
Wednesday, March 31, 2010, 06:00pm - 09:00pm

6:15 PM Gathering

7:00 PM Program

Benaroya Hall

200 University Street

Seattle, WA 98101

Registration Cost: \$15 per individual or \$25 per couple

After March 15th: \$25 per individual or \$40 per couple

PARKING AND HORS D' OEUVRES INCLUDED

Contact : rlarson@seattlebsa.org

ANNUAL ADULT AWARDS

Last reminder for this year. **YES!** you are thinking.

The awards committee will meet on April 8th to pick the people who will receive the awards listed below so don't put off getting the names turned in at the Scout Shop in Bremerton. Please get the names turned in ASAP for these awards. Bruce Quaintance is in charge of the 2009 Awards night. The committee is looking for names. The theme for

this event will be 100 YEARS OF SCOUTING. If you have anything that you would like to display that night, please see Bruce at a Roundtable meeting.

Extra Miler Award – given to a person who has done a great job in the unit, this person does not need to be a registered adult but it would be nice if they were.

Unit Scouter Awards – a list follows – needs to have been registered for the entire year of 2009 in the position for recognition.

TROOPS

Scoutmaster Asst Scoutmaster
Committee Chairperson / Member
Troop Charter Representative

PACKS

Cub Master Asst. Cub Master
Webelos Leader Asst. Webelos Leader
Bear Den leader Asst Bear Den Leader
Wolf Den Leader Asst. Wolf Den Leader
Tiger Den Leader Asst. Tiger Den Leader

Pack Committee Chairperson/Member
Pack Charter Representative

Post – 1 Leader Troop Committee chairperson/member

Crew –1 Leader Troop Committee chairperson/member

District Award of Merit – someone who has been in the Scouting program for a long time and has done a lot for Sinclair District or a Unit.

Silver Beaver – someone who has been in the Scouting program for a long time and has done a lot for Scouting as a whole. This person must have the District Award of Merit. Deadline for Silver Beaver has passed but keep the award in mind for 2010. Paper work for this may be turned in at any time before Roundtable in November.

PAST SINCLAIR DISTRICT AWARD OF MERIT RECIPIENTS

2000 Kim Petersen Henry Queen Dave Terry Vivian Jensen	2001 Pat Lundemo Glenn Schmitt Pat Pavlicek
2002 Donetta Dasho Greg O'Guin Lester Niemi	2003 Jim Pavlicek Marion Gueterriz Michelle Roloff Nancy O'Guin
2004 Joan Homeyer Kevin Niemi Deb Schmitt	2005 Robin Zimmardi Keith Garton C. Richard Rock
2006 Mikel Anderson Joseph Babbitt Dan Roloff May Wellington Craig Proper	2006 Lisa Holt Richard Leaprot Arija Noel John Jurgens
2007 Lope Jones Paul Noel Trish Lambert Lee Moberg	2008 Debbi Leaprot Richard Niemi Larry Dahlhauser

PAST SILVER BEAVER AWARD RECIPIENTS

1973 Theo Wells Carolyn Niemi	1992 Dennis Bringham "Sonny" Dulay Richard Tennent
1974 Robert Beal Don Fry Elizabeth Lyons	1993 Gary Coykendall George Palmer
1975 William Lewis	1994 Linda Gray

1976 Roy Anderson Shirla Fry	Lyle Swanson Laurie Coykendall
1977 Glenn Potter Robert Steen	1995 John Davis Henry "Hank Jackel"
1978 Richard Cleven David Stevens	1996 Dave Lown Paul Boileau
1979 Robert Behal Louis Detienne	1997 Don Bartley George LeCompte
1980 "Hap" Voltin	1998 Willaim C. Anderson Robert Newbill George Schaefer
1981 Duane Brown	2000 Evert Sears
1982 Ben Norris	2001 Linda Starrett
1984 Robert Carlsen Joe Gray	2002 Ernie Coptin
1985 Charles Shoemaker	2003 Karl Duff
1986 Judy Kerman	2004 Dave Terry
1987 Tom Long Don Serry	2005 Glenn Schmitt
1988 Michael Brown Lottie Buhr	2006 Pat Pavlicek
1989 Judy Dulay David Jones	2007 Bruce Quaintance
1990 Jim Ullrich Steve Houser	2008 Richard Rock
1991 Lisa Mapes Bill Juneau	2009 Richard Leaprot

Tiger Cub Den Leader Award



Tenure

Complete one year as a registered Tiger Cub Den Leader. (Dates of service used to earn this award cannot be used to earn another key or award.)

Training

Complete "The New Tiger Cub Den Leader" Fast Start training.

Complete basic training for Tiger Cub Den Leaders.

Complete Youth Protection Training.

During your tenure for this award, participate in a Cub Scout leader pow wow or University of Scouting, or attend at least four roundtables.

Performance

Do **all** of the following:

Conduct a Tiger Cub roundup for your pack with at least five new Tiger Cub boy/adult teams recruited.

Contact the host team each month and provide support as needed for one year.

Coordinate Tiger Cub den participation in three Cub Scout pack activities each year.

Graduate a Tiger Cub den into Cub Scouting with at least 60 percent of the Tiger Cubs becoming Cub Scouts.

Report on the progress of Tiger Cub dens at 75 percent of pack leader meetings.



Philmont Registration for 2011

If your unit wants to attend Philmont Scout Ranch in 2011, its time to get planning!

Registration requests for 2011 Expeditions for Philmont Scout Ranch will be made on the internet beginning November 1 thru December 5, 2009. Please see the 2011 Philmont Registration Packet (pdf) for additional information.

Unit representatives will log into a special website during the week that corresponds to their BSA region, or during the open week.

Week One: Northeast Region – Nov 1 -7

Week Two: Western Region – Nov 8 – 14

Week Three: Southern Region – Nov 15 – 21

Week Four: Central Region – Nov 22 – 28

Week Five: Open Week – Nov 29 – Dec 5

Once the registration request process is completed, the computer will randomly select units to receive reservations. When 2011 reaches capacity, groups will be placed on a waiting list for 2011 in the event of cancellations.

Please see the 2011 Philmont Registration Packet (pdf) for additional information.

<http://www.scouting.org/filestore/pdf/philmont/2011PhilmontRegistrationPkt.pdf>




Sign language Riddle Answer:
Clock



**KEEP THE S.Y.S.T.E.M.
 ROUNDTABLES
 SEE YOU SECOND THURSDAY EACH
 MONTH**



**TRUSTWORTHY ~ LOYAL ~ HELPFUL ~ FRIENDLY ~ COURTEOUS ~ KIND ~ OBEDIENT ~
 CHEERFUL ~ THRIFTY ~ BRAVE ~ CLEAN ~ REVERENT**



**HAPPY 100TH
 BIRTHDAY!**